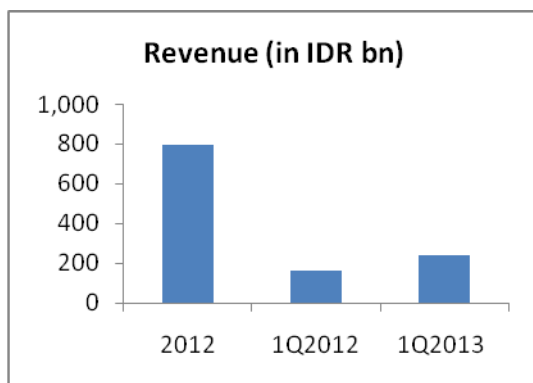


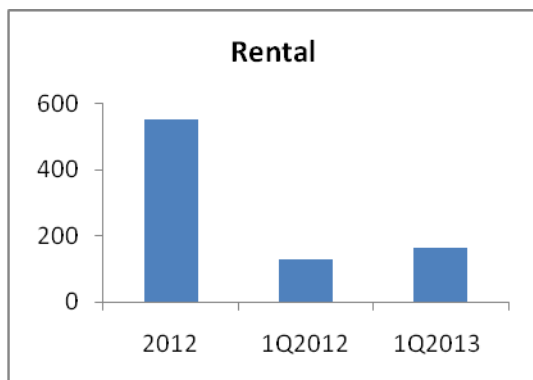


Balance Sheets			
	2011	2012	1Q 2013
Total Asset	1,421.80	2,108.99	1964.55
Total Liability	1,229.20	1,376.04	1210.28
Total Equity	192.6	732.97	754.26

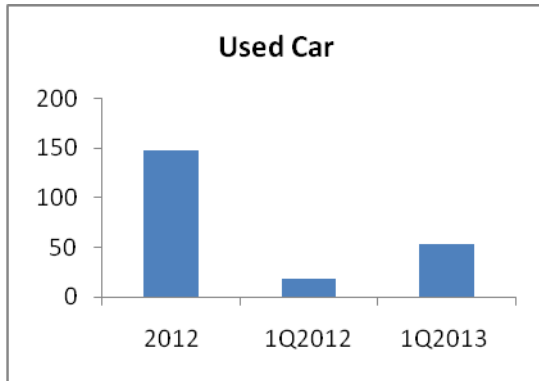
Income Statement				
	2012	1Q 2012	1Q 2013	YoY growth
Revenue	793.9	160.3	239.4	49.34%
Gross Profit	265.7	58.6	80.7	37.71%
Operating Income	175.3	38.8	54.9	41.49%
Net Income	29.5	4.7	21.3	353.19%
EBITDA	369.5	82.4	112.2	36.17%
Unit in Operation	10969	9096	11570	27.20%



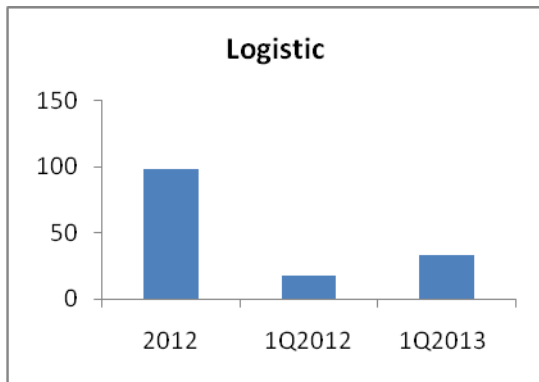
Our 1Q2013 revenue has increased by 49.34% YoY, where revenue composition is contributed from: Rental Revenue at 65.53%, followed by our Used car Division at 21.32%, then finally followed by our logistic division at 13.15%.



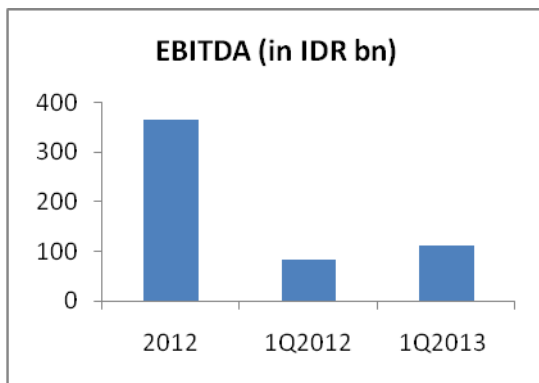
Our 1Q2013 rental revenue has grown 26.4% YoY consistent with our Unit in Operation (UIO) growth of 27.2%.



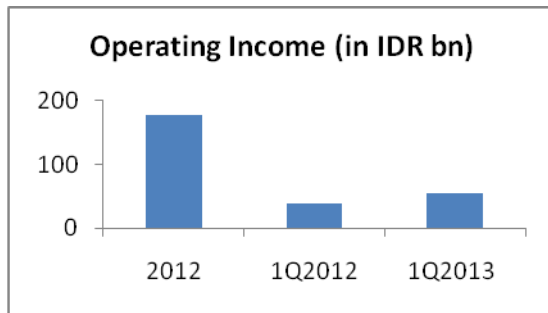
Our 1Q2013 revenue from the Used Car division has grown 188.4% YoY from 18.38 bn to 52.94 bn this quarter with our gross margin improved from 19.44% to 22.92%. Our margin improvement has been contributed from our improved internal used car sale process.



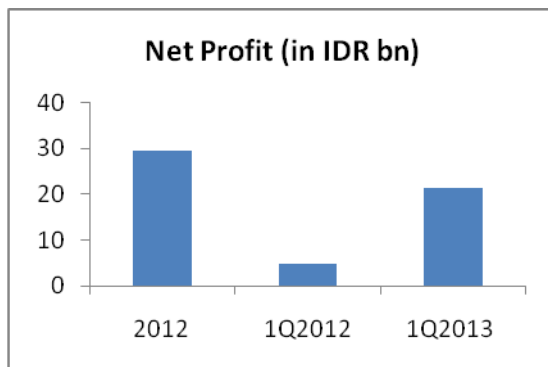
Our 1Q2013 Logistic revenue has also increased 87.36% YoY, where on the gross margin level has improved to 9.5% from 0.2% in 1Q2012.



1Q2013 EBITDA has grown 36.17% YoY



Our 1Q2013 operating profit has grown 41.49% YoY



Net profit for 1Q2013 has increased from IDR 4.7 bn to IDR 21.3 bn, an increase of 353.19% YoY. Our net margin has increased from 3.71% in FY2012 to 8.8% in 1Q2013.